



Reflections on SVB's Collapse – What did investors miss?

Description

An ELI5 summary of how and why SVB failed, and whether there were any red flags that retail investors could have used to foresee this. What can we, as investors, learn from this incident?

Spoiler alert: it would have been incredibly difficult. This article examines how, in an alternate reality, SVB may not have collapsed after all.

Last week, we watched as the 16th largest bank in the US collapsed. Up until last Friday, [it was the preferred bank for startups and tech firms](#), worth over \$200 billion and was a stock market darling (having been recommended by various “gurus” and investment subscription services) that benefited from the pandemic.

Until it all came down to zero.

SVB looked to be a darling stock for most

Silicon Valley Bank (SVB) Financial provided banking services to start-ups, who put their funds raised from private equity or venture capital firms into the bank and use it for operating expenses, payroll, etc.

Total client funds by client niche¹

Early stage technology

Technology

Early stage life science/
healthcare

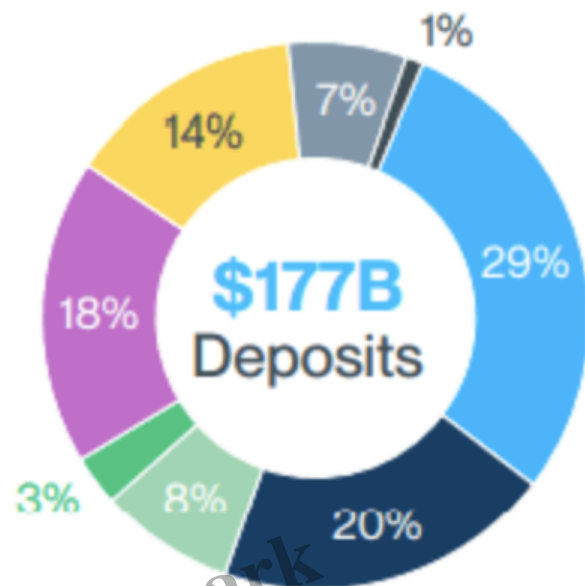
Life science/
healthcare

International²

U.S. Global
Fund Banking

Private Bank

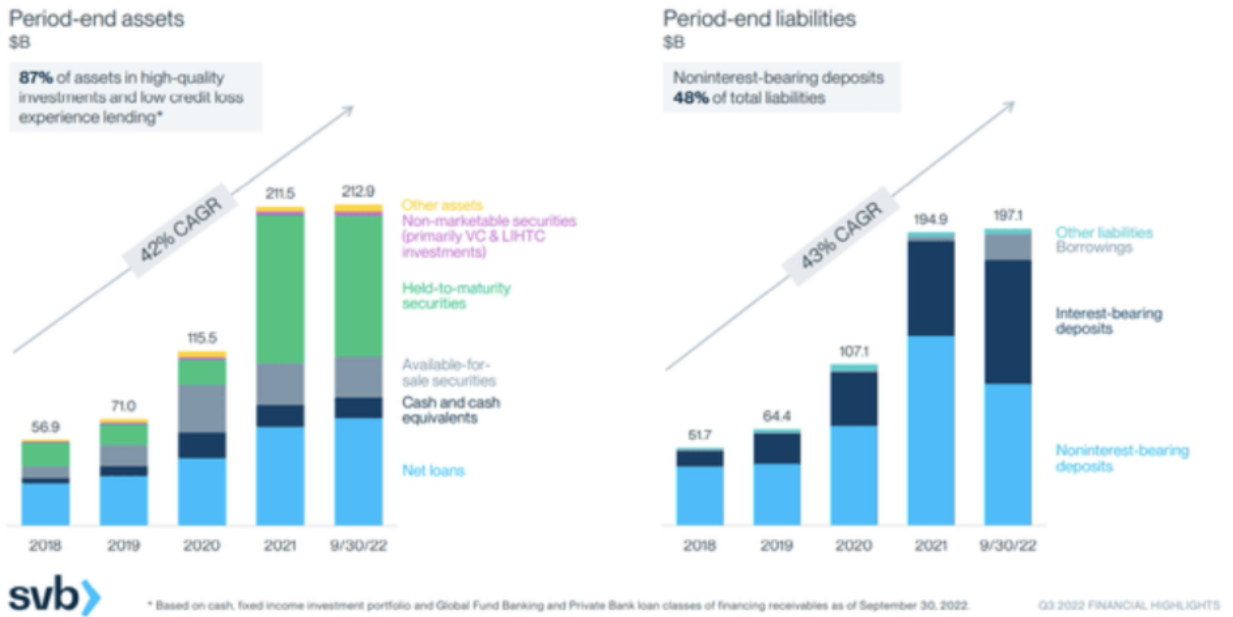
Other



SVB Deposit Base by Customer Type (SVB Q3 Presentation)

From a business standpoint, SVB delivered tremendous growth – *from \$6 billion in interest-earning assets in 2007 to \$210 billion in 2022* – an approximate 27% annual growth rate.

SVB's growth in deposits and loans held steady at 10% – 20% in the years after the Global Financial Crisis. And then from 2018 onwards, the growth rates accelerated to around 40% CAGR levels.

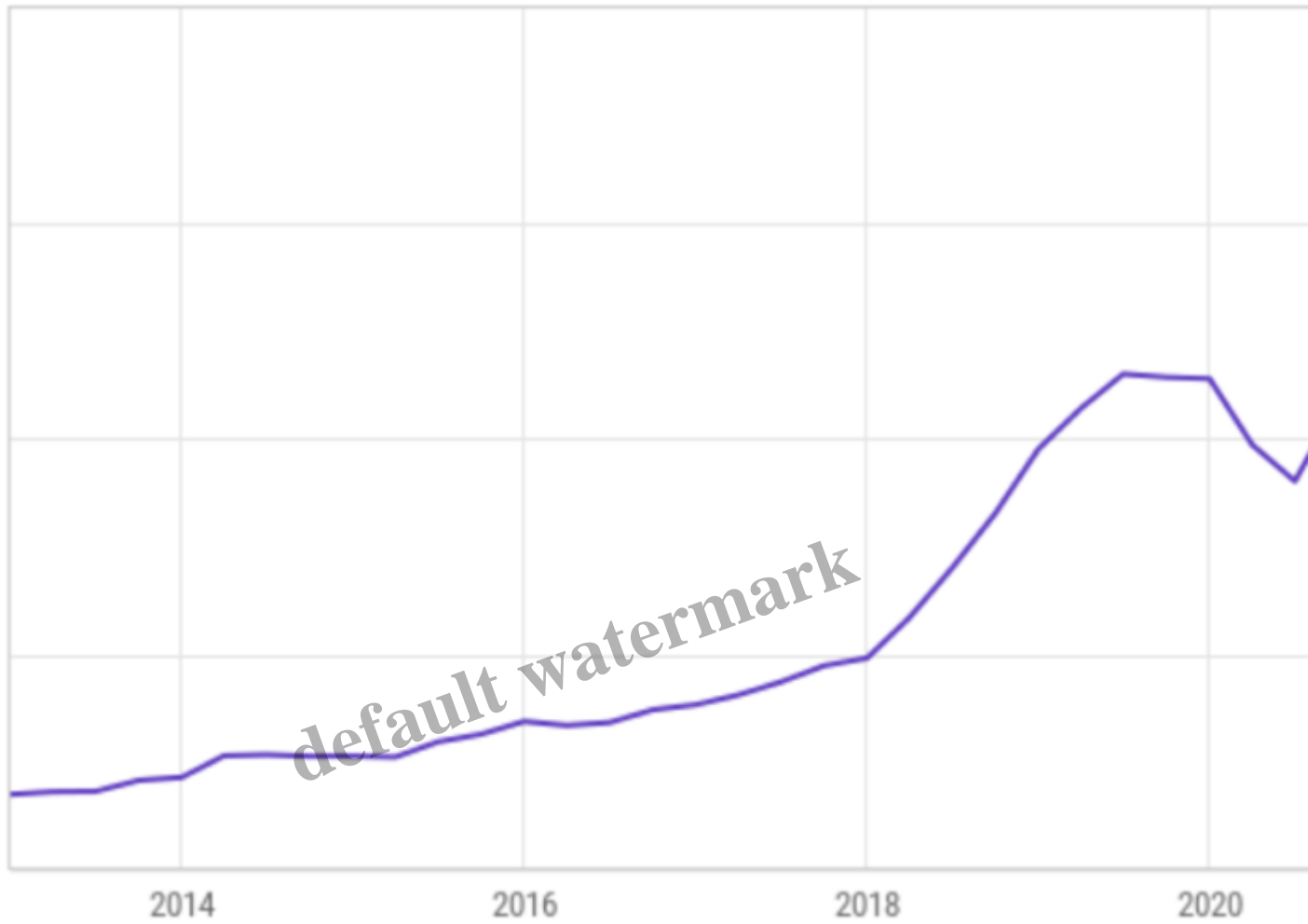


SVB Deposit and Loan Portfolios (SVB Q3 Presentation)

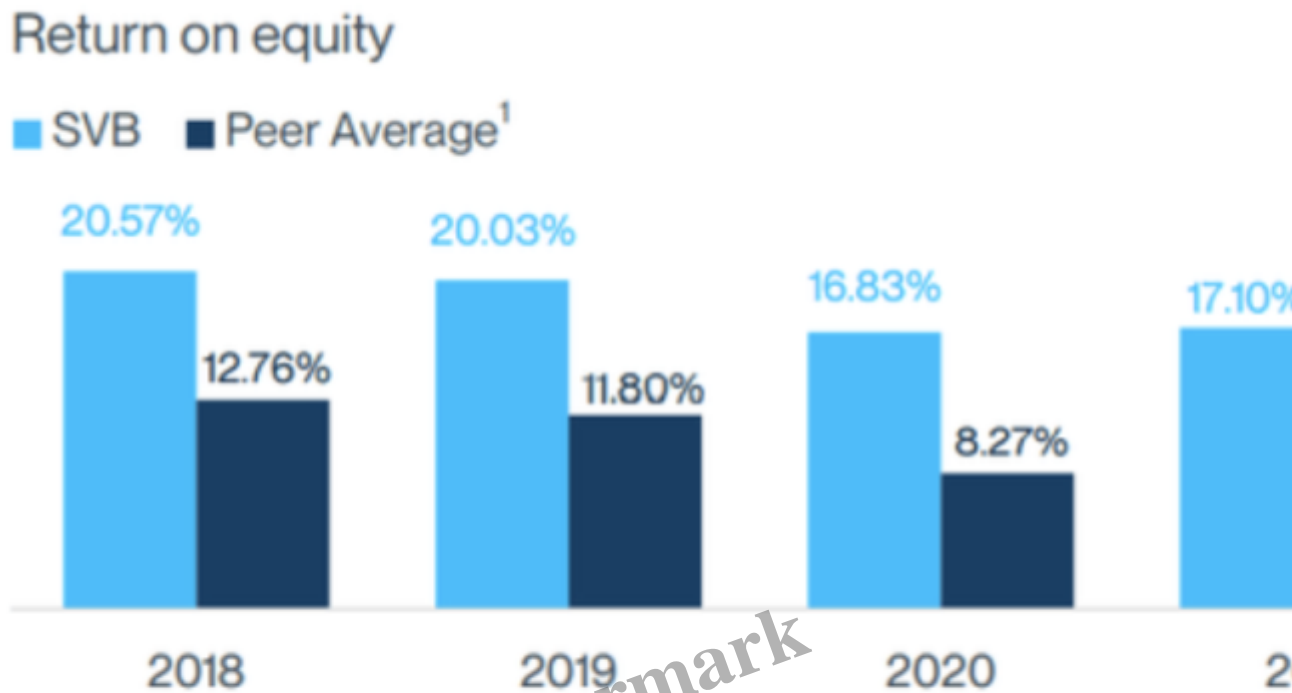
This also translated into solid net income growth for the bank:

default watermark

SVB Financial Group (SIVB) Net Income (TTM)



As a result, SVB's stock typically traded at a premium to other banks because of its higher growth rates and outstanding returns. In the last decade, its return on equity (ROE) outpaced even banking peers like JPMorgan Chase and Bank of America.



SVB ROE's by Year vs Comps (Q3 SVB Presentation)

After the subprime mortgage crisis that caused the collapse of Lehman Brothers, investors have been paying closer attention to the loans portfolio of banks. In SVB's case, management reassured investors that their loans were of low risk (*although some had their doubts about whether a recession would eventually lead to the start-ups who loaned from SVB to default on their payments*).

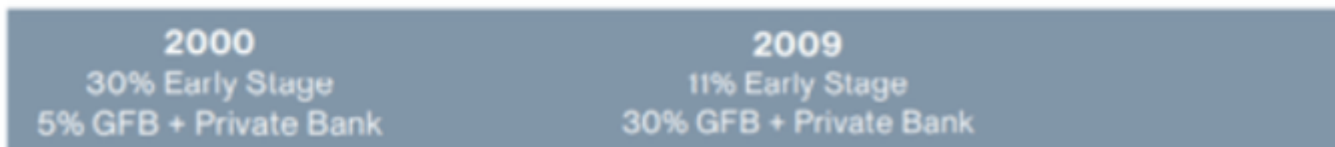


Long history of strong, resilient credit performance and the risk profile of our loan portfolio improved over time

Non-performing loans (**NPLs**¹) & net charge-offs (**NCOs**²)
Bps



Improved loan mix
% of period-end total loans



SVB NPL's and NCO's (SVB Q3 presentation)

From a credit perspective, SVB's loans and bonds were of a good credit quality; their data showed a low probability of default. But the red flags were *starting* to show.

In Q4 2022, SVB disclosed significant investment losses, which included a hit of \$27 million on the sale of \$1 billion of US treasury bonds.

Continued market volatility and \$1B sale of AFS securities drove in Expect muted warrant gains and additional private fund investment losses given

Q4'22 activity

- Investment losses net of NCI included:
 - \$50M investment losses driven primarily by further valuation declines in our managed funds and strategic investments reflective of continued adverse market conditions
 - \$27M realized loss on the sale of \$1B AFS U.S. Treasuries
- \$28M warrant gains driven primarily by valuation updates and M&A activity

Outlook considerations

Expect muted warrant gains and additional private fund investment losses given prolonged market volatility:

- **Pressured public and private markets**
Slows PE/VC investment
Fewer exits reduce opportunities to realize gains
- **Private funds' 2022 year-end audit and valuation cycle**
Funds' annual audit and valuation process may result in valuation declines that drive additional private fund investment losses (estimated -\$50-60M) through 1H'23
- **Increased potential for down rounds**
Clients generally have extended runway, but eventually will need to raise funds
- + **Granular, diversified positions**
Warrants: Only 65 warrants out of 1,222 positions with a fair value >\$1M, collectively representing 10% in fair value
Private fund investments: Exposure to over 500 funds with nearly 25,000 investments in ~10,000 companies across various industries and stages of development



Note: The extent to which unrealized gains (or losses) from investment securities from our non-marketable and other equity securities portfolio as well as become realized is subject to a variety of factors, including, among other things, performance of the underlying portfolio companies, investor demand for the securities, and the underlying valuation of those companies, levels of M&A activity and legal and contractual restrictions on our ability to sell the underlying securities.
1. Non-GAAP financial measure. See "Use of non-GAAP Financial Measures" in our Q4 2022 Earnings Release and our non-GAAP reconciliations at the end of this release.
2. Net of investments in qualified affordable housing projects and noncontrolling interests.

Warrant and investment gains
Net of NCI¹
\$M

Warrant gains
Investment
gains (losses)
less AFS sales
Gains (losses)
from AFS sales

155
69
54
32

Q4'21

Warrants & non-marketable and
equity securities^{1,2}
\$M

Warrants

Non-marketable
and other equity
securities^{1,2}

277
1,222

12/31/21 3/31/22

And then in March, the darling stock crashed within 24 hours.

How did Silicon Valley Bank collapse so quickly?

How it was possible for such a large bank to collapse in just 48 hours, in less time than what it took for crypto Terra Luna / USDT to go to zero last year?

The primary reason for SVB's rapid collapse (in no less than 48 hours) **was due to a bank run.**

The secondary reason was due to [management's missteps](#) (I counted at least 3).

In ELI5 (explain like I'm 5) speak, a bank run occurs when clients want to withdraw more money from a bank than it has available.

Bank run = when customers withdrawing money > money available in the bank.

How did the bank run out of money?

Well, when you and I (depositors) put money in a bank, the bank generally pays us (a low) interest on it while taking our funds to reinvest in financial products with a higher rate of return – *such as through loans, equities, fixed income products, etc.*

The difference between what the bank pays us vs. what they earn = their profits. And as of December 2022, SVB's net profit margin was still juicy at 22.05%.

But underneath the hood, the reality was that SVB had received so much deposits during the last few years (thanks to the run-up in VC funding through the pandemic) that it wasn't able to loan them out fast enough.

So, instead of making risky loans (such as to borrowers with poor credit but with high urgency needs), SVB decided to invest in fixed-income investments – including long-dated US government bonds – which were much safer.

This was a management misstep, although not yet painfully obvious at that time (given the choices).

Now, if interest rates had remained low, this wouldn't have been a problem. But then the Federal Reserve decided to raise interest rates, and they raised it *fast*.

Interest rates went from effectively zero to almost 5% in less than a year.

This caused 2 problems for SVB:

1. [SVB was now paying higher interest rates to its depositors than what its investments were bringing in.](#)
 - The higher interest rates also caused SVB's fixed income investments to drop rapidly in value.

The second management misstep here was that SVB failed to execute interest rate swaps.

Bonds have an inverse relationship with interest rates: when rates rise, bond prices fall. Hence, SVB started seeing huge losses on its bond portfolio. One strategy to deal with that would be to hedge via interest rate swaps, but [in its FY2022 financial report, SVB reported virtually no interest rate hedges on its massive bond portfolio.](#)

While risky, this still wouldn't have been a problem if they were able to simply hold until the bonds mature, as it would get back its capital then. However, with cheap funding drying up, SVB's customers were also starting to run into problems themselves, and needed to withdraw its deposits to keep their business alive. As a result, SVB's deposit base started shrinking significantly, with non-interest-bearing deposits falling by 25% from December 2021 to September 2022.

In the last quarter, SVB's non-interest-bearing deposits declined by 36%.

As SVB started running out of liquid funds to meet these withdrawal requests, the bank had no choice but to start selling its bond investments. But who on earth would want to buy bonds with a low 1+% coupon rate when they can get a higher rate T-bill today? And hence, SVB had to sell the bonds at a steep discount in order to liquidate its locked-up funds.

Then, on 8th March, SVB announced that it had sold a total of \$21 billion of its investments at a loss in order to meet withdrawal demand, and that it was going to issue equity to raise additional capital.

SVB Financial Group Announces Proposed Offering and Mandatory Convertible Preferred Stock

March 08, 2023

SANTA CLARA, Calif., March 8, 2023 /PRNewswire/ -- SVB Financial Group ("SVB") (NASDAQ: SIVB), announced today that it intends to offer 10 million of depository shares, consisting of 10 million depository shares each representing a 1/20th interest in a share of its Series F Mandatory Convertible Preferred Stock ("Preferred Stock"), liquidation preference \$1,000 per share (equivalent to a liquidation preference of \$50 per depository share), in separate underwritten offerings. Commencing the offerings, SVB entered into a subscription agreement with General Atlantic, a leading global growth equity investor, to purchase an undisclosed amount of Preferred Stock at a public offering price in the offering of common stock in a separate private transaction. The subscription agreement with General Atlantic is for the purchase of an undisclosed amount of common stock and is expected to close shortly thereafter. SVB also intends to grant (i) the underwriters in the common stock offering an over-allotment option to purchase up to an additional 10 million of common stock and (ii) the underwriters in the Preferred Stock offering an over-allotment option to purchase up to an additional 10 million of Preferred Stock offering. SVB intends to use the net proceeds from the offerings for general corporate purposes. The consummation of the offerings is subject to the completion of certain legal and regulatory requirements and the consummation of the other offering.



Additionally, earlier today, SVB completed the sale of substantially all of its securities, approximately \$21 billion of securities, which will result in an after tax loss of approximately \$1.5 billion in 2023.

Goldman Sachs & Co. LLC and SVB Securities will act as book-running

Each offering is being made pursuant to an effective shelf registration statement. Each offering is being made pursuant to an effective shelf registration statement, prospectus supplement, filed by SVB with the U.S. Securities and Exchange Commission. In that registration statement, the applicable prospectus supplement

SVB's announcement on 8 March 2023 that triggered the start of its rapid downfall.

This was the third management misstep: its communication failure.

In an alternate reality where the bank had managed its communications better (and not in such a factual, straightforward manner that clearly caused depositors to panic), we can only imagine one where **the bank run may not have happened.**

But SVB's announcement spooked depositors, who started withdrawing their capital due to worries over the bank's illiquidity. A big part of the panic was also because many depositors had more than \$250,000 in SVB accounts, which are not insured by the Federal Deposit Insurance Corporation

(FDIC).

Within 24 hours, nearly 25% of all of SVB's deposits had been withdrawn (9th March).

On 10th March, the bank was seized by U.S. regulators and the FDIC ordered its immediate closure.

The whole collapse unravelled in just under 48 hours, making it the biggest bank failure in the US since the global financial crisis.

Did the US government bail out SVB? No.

It was a painful weekend of waiting with bated breath, but on 13th March, regulators stepped up to guarantee all the remaining deposits at SVB (including uninsured funds) and unveiled a new Bank Term Funding Program (BTFP).

The BTFP is designed for banks to be able to borrow funds backed by government securities to meet withdrawal demands from deposit customers. This prevents banks (in the aftermath of SVB) from being forced to sell government bonds or other assets that have been losing value due to rising interest rates.

With this move, it is clear that the regulators know that the public is spooked and are trying to prevent similar bank runs at other institutions.

But only the depositors are protected; shareholders of SVB and unsecured creditors aren't.

This was not a bailout. The government is not saving SVB – it will stay collapsed and wound up with its remaining assets dispersed to customers and creditors.

Now that we all understand the backstory of SVB and how it was possible for such a large bank to collapse so quickly, what's more important is what we can possibly learn from this. Hence, the bigger question here is:

Could retail investors have spotted the red flags?

Firstly, let's be frank and acknowledge that not everyone is capable of understanding the (often convoluted) banks' financial statements and notes. If you had looked at its [balance sheet](#), there didn't seem to be too much to be concerned about.

SVB FINANCIAL GROUP AND SUBSIDIARIES
CONSOLIDATED BALANCE SHEETS

(Dollars in millions, except par value and share data)

Assets
Cash and cash equivalents
Available-for-sale securities, at fair value (cost of \$28,602 and \$27,370, respectively, including \$530 and \$61 pledged as collateral respectively)
Held-to-maturity securities, at amortized cost and net of allowance for credit losses of \$6 and \$7 (fair value of \$76,169 and \$76,169 respectively)
Non-marketable and other equity securities
Total investment securities
Loans, amortized cost
Allowance for credit losses: loans
Net loans
Premises and equipment, net of accumulated depreciation and amortization
Goodwill
Other intangible assets, net
Lease right-of-use assets
Accrued interest receivable and other assets
Total assets

SVB was also not required to reprice their Held-To-Maturity (HTM) assets based on current market prices *unless* they sold them, so **the impact of its declining bond portfolio value was not entirely clear**. One could only guess, but remember, **this wouldn't have been a problem IF the bank hadn't needed to sell bonds off to meet withdrawal demands**.

Only for the sharp-eyed investors who bothered to look deeper into the notes to the financial statements, page 125 revealed a US\$15.1 billion drawdown. If you had then deducted that from the reported value of US\$91.3 billion on the balance sheet, you could have then realized that the marked-to-market value of the entire HTM securities portfolio should have been US\$76.2 billion instead.

HTM Securities

During the year ended December 31, 2021, we re-designated certain securities from the classification of AFS to HTM of agency-issued CMO's, CMBS', MBS' and U.S. agency debentures with a total carrying value of \$8.8 billion. At the end of 2021, we had \$132 million of pretax net unrealized losses in other comprehensive income and are being amortized over the life of the securities or the amortization of a premium or discount. Our decision to re-designate the securities was based on our ability and intent to hold these securities to maturity were future liquidity needs and sources of funding. HTM securities are reported at amortized cost and the changes in the value of these securities, other than an ACL, are not reported on the financial statements during 2022.

The components of our HTM investment securities portfolio at December 31, 2022, and December 31, 2021, are as follows:

(Dollars in millions)	December 31, 2022			
	Amortized Cost	Unrealized Gains	Unrealized Losses	Fair Value
HTM securities, at cost:				
U.S. agency debentures (1)	\$ 486	\$ —	\$ (52)	\$ —
Residential MBS:				
Agency-issued MBS	57,705	—	(9,349)	—
Agency-issued CMO—fixed rate	10,461	—	(1,885)	—
Agency-issued CMO—variable rate	79	—	(2)	—
Agency-issued CMBS	14,471	—	(2,494)	—
Municipal bonds and notes	7,417	2	(1,269)	—
Corporate bonds	708	—	(109)	—
Total HTM securities	\$ 91,327	\$ 2	\$ (15,160)	\$ —

- (1) Consists of pools of Small Business Investment Company debentures issued and guaranteed by the SBA, an independent agency of the United States.
(2) Refer to Note 2—"Summary of Significant Accounting Policies" for more information on our credit loss methodology.

But remember, SVB is allowed to report it as US\$91.3 billion because that was its value when they acquired them.

Even with this, you still wouldn't have been able to tell if the US\$15.1 billion drawdown was due to the HTM assets maturing, or for some other undisclosed reason. And if you looked deeper, page 64 shows you what the HTM assets consisted of – not exactly enough to set off red-hot warning signs.

The following table presents a profile of our investment securities portfolio at December 31, 2022 and December 31, 2021.

(Dollars in millions)

AFS securities, at fair value:

U.S. Treasury securities

U.S. agency debentures

Foreign government debt securities

Residential MBS:

Agency-issued MBS

Agency-issued CMO—fixed rate

Agency-issued CMBS

Total AFS securities

HTM securities, at net carry value:

U.S. agency debentures

Residential MBS:

Agency-issued MBS

Agency-issued CMO—fixed rate

Agency-issued CMO—variable rate

Agency-issued CMBS

Municipal bonds and notes

Corporate bonds

Total HTM securities

Some people blame this on the relaxed risk management requirements for banks under \$250 billion in assets, which was signed into law in 2018 by President Trump (which eased the requirements put in place in the aftermath of the GFC under the Dodd-Frank and the Consumer Protection Act).

As a result, [SVB was not required to disclose how much it had in high-quality liquid assets to help it cover net cash outflows](#) (if depositors started withdrawing en masse), so it wasn't something that retail investors could pick up on.

Crucially, this means **there was no way to know whether SVB had enough to prevent a bank run**, even if investors were concerned that the start-ups SVB served might start withdrawing their funds. Dilution of existing investors was a more probable scenario (due to SVB raising new capital to fund liquidity needs).

What's more, 2 weeks before SVB's collapse, its CEO Greg Becker sold ~12,500 of his company's shares.

I suppose if an investor who had been vested and had been monitoring the company closely, then spotting the combination of red flags may have helped you to sell off before its collapse:

1. SVB started reporting a narrowing deposit base since Dec 2021
2. SVB's customers are mainly tech firms and start-ups, who have been laying off workers and started defaulting over the past year.

3. 16.5% of its (HTM) bond portfolio seemed to have declined in a single financial year. *(A sign that only eagle-eyed investors with knowledge of how HTM asset values work and are reported would be able to pick up on.)*
4. The [Form 4 filing showing SVB's CEO selling his shares](#) to net \$2.2 million

But even with that, it wasn't so easy. After all, the stock was being touted as "cheap" by many subscription services, and until Wednesday, Moody's and S&P Global had Silicon Valley Bank as an investment grade issuer – meaning **SVB had a low probability of default and loss severity**.

FitchRatings	Entity not rated	
Moody's	Moody's LT LC Issuer Rating Action Downgrade 09 Mar 2023 Outlook (entity) ["NEG"]	Baa1
S&P Global	S&P LT FC Issuer Credit Rating 09 Mar 2023 Outlook Negative	BBB

Until Friday, March 10, SVB was still an investment grade rated issuer. FIT

Source: [Forbes](#)

Only Thursday (after the announcement) did Moody's and S&P Global changed their outlook on the bank from stable to negative.

TLDR (Hindsight Review):

1. Investors had no way to know whether SVB had enough liquid assets to prevent a bank run, *due to prevailing regulatory reporting standards*.
2. SVB's declining bond portfolio losses were also unclear, *since the bank wasn't required to report it until sold*.
3. There were hardly any glaring red flags in SVB's loans portfolio, given the low ratio of non-performing loans.
4. The \$2.2 million stock sale by SVB's CEO 2 weeks before its collapse *could have been a warning sign, but not a conclusive signal*.
5. You would have to go against the prevailing sentiment that SVB was

an undervalued, high-quality financial institution whose share price got battered only because of the unfortunate macro-economic climate for tech firms.

**6. Even Moody's and S&P Global rated SVB as investment grade
*i.e. one with a low probability of default and loss severity.***

So could this have been foreseen? Not exactly.

The way I see it, SVB's collapse ultimately comes down to a combination of 2 crucial management mistakes:

1. Investing in the wrong assets, and then failing to hedge that as interest rates rose
2. Poor handling of SVB's communications (on 8th March), which spooked its depositors and triggered a bank run

Even if you were a savvy investor who could spot #1, no one could have predicted #2 with accuracy. In fact, no one did.

It is always easy to say (with hindsight accuracy) that there were glaring red flags that investors missed. But after reviewing all the data and analysis, I find that this wasn't necessarily the case with SVB.

As you can see, it would have been difficult to predict SVB's collapse with certainty. Because if #2 had been handled better *(and you guys can debate over what that entails, such as raising funds from other banks or institutions instead of selling their bonds, or even tweaking the way they made their announcement to make the illiquid situation less painfully obvious)*, a bank run may or may not have happened.

And in that alternate reality, who knows? SVB might have risen from the flames to reclaim its status as a darling stock after all.

Author's Note: I do not own shares in SVB and was never invested. However, this incident definitely raises new learning points for us investors to take note of. While watching the crisis unfold, the biggest question at the back of my mind was whether retail investors could have foreseen this, and thus prevented their losses.

Category

1. Bank Accounts
2. Investing
3. Stocks