

Monday	Tuesday	Wednesday	Thursday	Friday
10	11	12	13 Walmart Boots Allstate DELTA	14 Worship Stanley UnitedHealth Group Citi JP Morgan Chase & Co.
17	18 PEPSICO UNITED John Deere TESLA	19	20 Snap Inc.	21 verizon
24	25 Microsoft Alphabet 3M Google	26 BARCLAYS Meta	27 Shell Apple Intel Amazon	28 ExxonMobil

## How to Analyze a Company’s Earnings Report on the Move

### Description

Every quarter, traders and investors await with anticipation for companies to release their earnings report. But is the report important and how much of it should you pay attention to, especially if you’re pressed for time? In this article, I’ll share with you how you can easily review the report(s) within minutes and while on the move.

It is crazy how fast technology has evolved – from having to trade at my desktop barely a few years ago, to being able to do it now on my phone app within seconds. Similarly, this has also made it easier to review information on the go, especially with brokerage apps that consolidate everything within one place.

Monday	Tuesday	Wednesday	Thursday
10	11	12	13  DELTA
17	18  PEPSICO NETFLIX UNITED  Goldman Sachs Johnson & Johnson	19  TESLA IBM  P&G	20 Snap Inc.
24	25 Coca-Cola 3M  Microsoft Alphabet  Spotify	26  BARCLAYS  Meta	27  MERCK intel. amazon

## Why are earnings reports important?

A company's earnings serves as a barometer of the business performance.

Publicly-traded companies are required by law to disclose their earnings and financial statements to the public. Most do it every quarter (for US stocks, this is known as the Form 10-Q), while the entire year's worth is consolidated within the annual report (or Form 10-K).

Whether you are a long-term investor or a trader banking on short-term price movements, the earnings report plays different roles:

- For investors, it provides insights into the company's financial health, including revenue, profits, expenses, and future growth prospects.
- For traders, it may reveal opportunities for profiting from short-term price movements vis-à-vis analyst expectations.

By analyzing the earnings reports, we investors can get a clearer idea of the company's financial health and check whether this aligns with the narrative. This includes looking at how much money it is making, how it is performing vs. management's guidance, where it is spending its money, and how much it is reinvesting back in its business.

If you find that earnings have been (persistently) weak, it could also be a warning sign that there might

be deeper fundamental issues that you've missed.

Using these insights, you can then make an informed decision on whether you want to buy, sell, or hold onto your investment position(s).

### **How do earnings affect the stock price?**

Typically, when a company announces better-than-expected earnings, its stock price often rises, due to more investors becoming more optimistic about the company's future prospects. The opposite is true – when a company reports lower-than-expected earnings, its stock price may drop, as investors become more concerned about the company's financial health and whether the issues that emerged in the recent quarter could end up to be a more persistent problem impacting the longer-term business prospects.

If you're a skilled trader who pays attention to earnings reports, you can also use it to capitalize on market movements by buying or selling stocks at the right time to maximize your returns.

For investors, this could be a potential opportunity e.g. if you know that the weak earnings this quarter is due to a temporary reason that is likely to go away soon, you may choose to accumulate more shares at lower prices.

### **Where to find earnings reports?**

You can typically find the reports on the company website under the Investor Relations section. Today, you can also simply make use of apps like [moomoo](#) to review it while you're on the move.



Filters

Apr 27, 2023

Document Type

144

☐ Annual & Quarterly Reports  
10-K & 10-Q

144

☐ Current Reports  
8-K

Acc-no:  
0001950047-23-  
000247

Source: [Tesla Website](#)

Information overload? Here’s what to look out for

Digesting a company’s earnings report can be quite a bit of work, especially if you have multiple

investment positions that you're trying to keep on top of.

If you only have a few minutes, here are a few things you can zoom into:

### **1. Revenue / Profitability**

Revenue is the top-line number that tells you how much money the company is generating from its products or services. Ideally, you'd want to see consistent revenue growth over time, especially in contrast to how its other peers are doing.

Gross margins tell you how much the company has made after deducting expenses. Rising revenue is meaningless if the company profit bottomline is in fact weakening.

Earnings per share (EPS) tells you whether the profit is translating well for shareholders, as it reflects the profit earned per outstanding share of a company's stock.

### **2. Liquidity assessment**

The worst thing that could happen is for a company to go bankrupt. And especially in this era of higher interest rates, investors should pay close attention to the company's liquidity to ensure that they are capable of paying off its short-term debt obligations.

### **3. Is management delivering on its stated goals?**

Good management is one that does what it says, and sets realistic, achievable goals. As an investor, you can assess management quality by looking at the earnings report to see if they have indeed been able to grow earnings / reduce costs / improve operating efficiency...or any other goals that they had previously mentioned.

### **Case Study: Tesla**


Using Tesla as an example, you can see how I do a quick analysis on a company's earnings.

*I tend to do a lot of these on the go (including while travelling on the train or car), because my time in front of the computer is limited due to the fact that I have kids who will keep asking me to stop working and go play with them. Thanks to the moomoo app, I'm now able to sit with my kids and get some analysis work done at the same time!*

#### **Step 1: Click on Tesla's latest earnings on my [moomoo](#) app**

I'm able to see that while revenue is 25% higher, unfortunately this has translated into a lower profit and Earnings Per Share has shed 21% of its value!

← Tesla Q1 2023 Earnings ... ▾

 **Tesla**  
04/20 Earnings release

US TSLA +4.19%

### Briefing


Currency: USD

**Highlights** Tesla aims to leverage its position as a cost leader while automakers try to handle costs

Revenue (YoY)	Net Income (YoY)
<b>23.33B</b> +24.38%	<b>2.51B</b> -24.30%
EPS (YoY)	Gross Margin (YoY)
<b>0.85</b> -21.00%	<b>19.30%</b> -9.80%

[Tesla Q1 2023 Investment Note >](#)


### Conference Call

 **Tesla Q1 2023**  
Earnings Conference Call


**Tesla Q1 2023 Earnings Call**

[Play](#)

### Conference Call Q&A

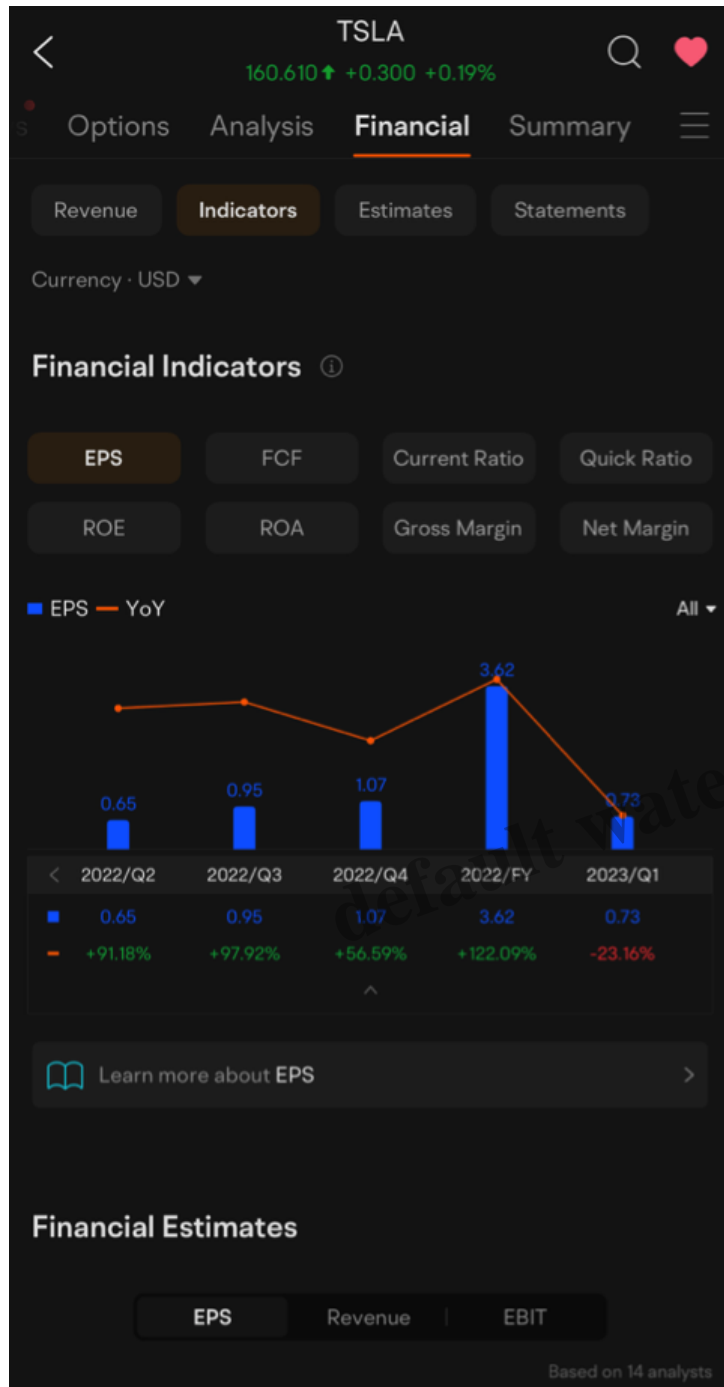
 **Investors**

(Investor questions on say.com): Do you still believe Tesla Energy will be bigger than auto? And when will you pr... [Unfold](#)

 **Tesla**

Elon Musk: Yes, I should just clarify like bigger than auto from the standpoint of like total gigawatt hours deploye... [Unfold](#)

I can also click in to see Tesla's historical EPS and check whether this is a one-off event, or indicative of a larger trend.



Source: [moomoo app](#)

I click in for more details and free cash flow is also down by 80%, which looks terrible.

What exactly happened?

## Step 2: Uncover reasons

Next, I try to understand WHY this happened, or what could have caused it. Based on recent Tesla news, I recall that Tesla announced a cut in its vehicle prices within the same quarter which might

explain the poor results.

default watermark





# Musk's New Vision for Tesla: Low Prices, Fine Margins

04/26 22:30

Tesla(TSLA.US)

160.190

+4.19%

Tesla Inc. CEO Elon Musk is taking a new approach in his bid to dominate global carmaking, offering steep discounts on electric vehicles in what could either be his latest disruption of the industry, or an act of desperation.

Craig Trudell has more in today's "Big Take" on Bloomberg Television.

Source: [moomoo app](#)

default watermark

# Tesla Price Cuts Might Be Failing To Boost Demand As US Inventories Seem To Be At Record Highs

Benzinga · 04/27 13:06



2mins

Tesla(TSLA.US)

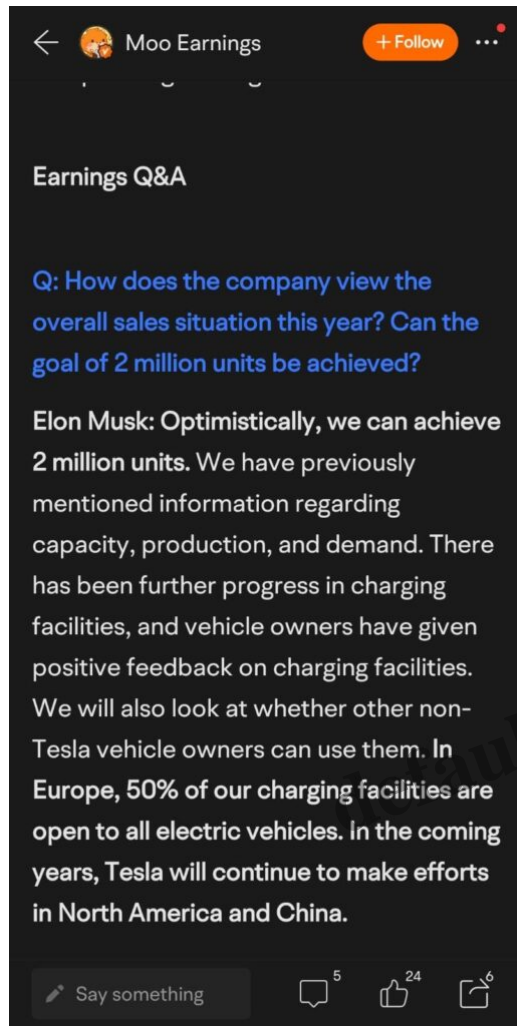
160.190 +4.19%  
158.995 -0.75% Post

**Tesla, Inc.** (NASDAQ:TSLA) shares haven't really recovered ever since the company reported its first-quarter deliveries data. The string of price cuts has apparently not produced the desired effect. One data point goes on to prove this deduction.

**What Happened:** Tesla's inventory levels in the U.S. was at an all-time high, said

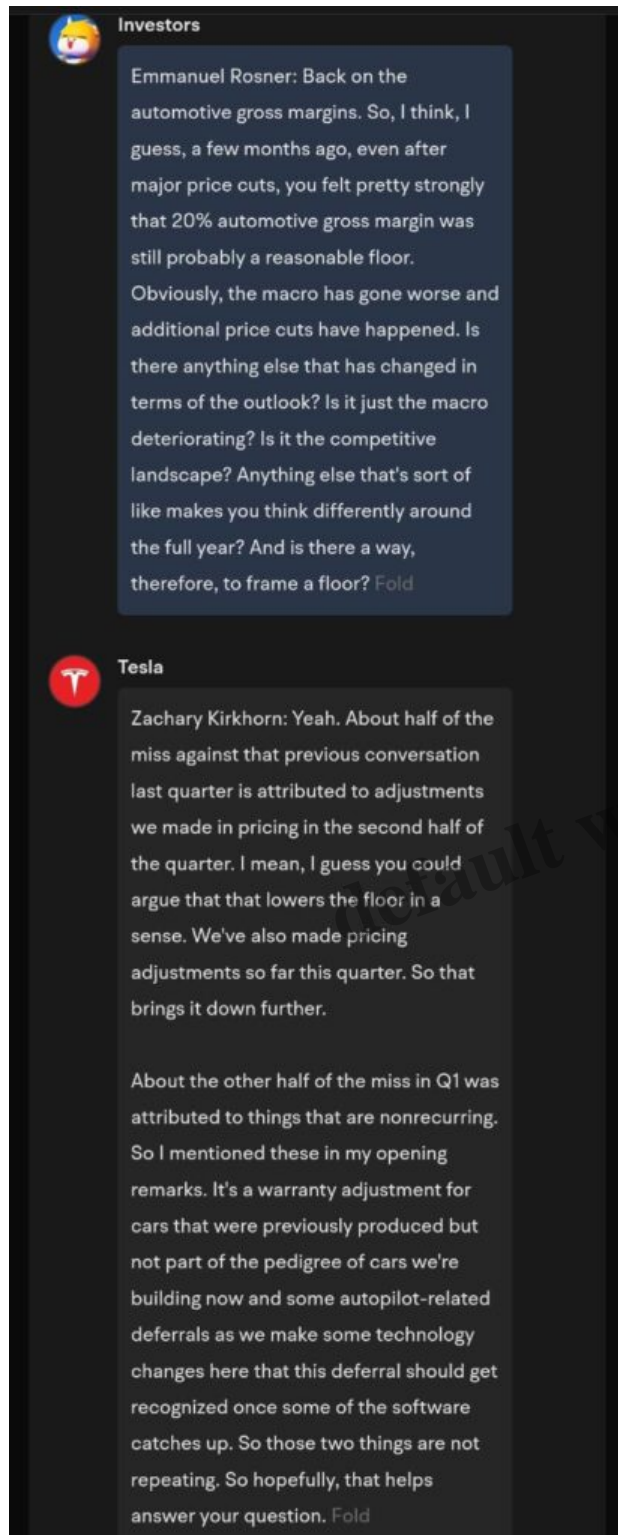
Source: [moomoo app](#)

I click in for details and find something helpful:



Source: [moomoo app](#)

Over in the Investor Q&A, there's another useful question that provides more insight that the reasons indeed include Tesla's recent pricing adjustments.



Source: [moomoo app](#)

You can always choose to watch the conference call for more details, but since it is too long at over an hour and my reading speed is much faster, I head online to look for the transcript instead.

I find it on [Yahoo Finance](#), and this part catches my eye:

*We're continuing to simultaneously make significant purchases of NVIDIA GPUs and also putting a lot of effort into Dojo, which we believe has the potential for an order of magnitude improvement in the cost of training. And it also — **Dojo also has the potential to become a sellable service that we would offer to other companies in the same way that Amazon Web Services offers web services**, even though it started out as a bookstore. So I really think that, yes, the Dojo potential is very significant. In conclusion, we're taking a view that we want to keep making and selling as many cars as we can.*

*Despite this being an uncertain macro environment, this is a good time to increase our lead further, and we'll continue to invest in growth as fast as possible.” – Elon Musk (20 April 2023)*

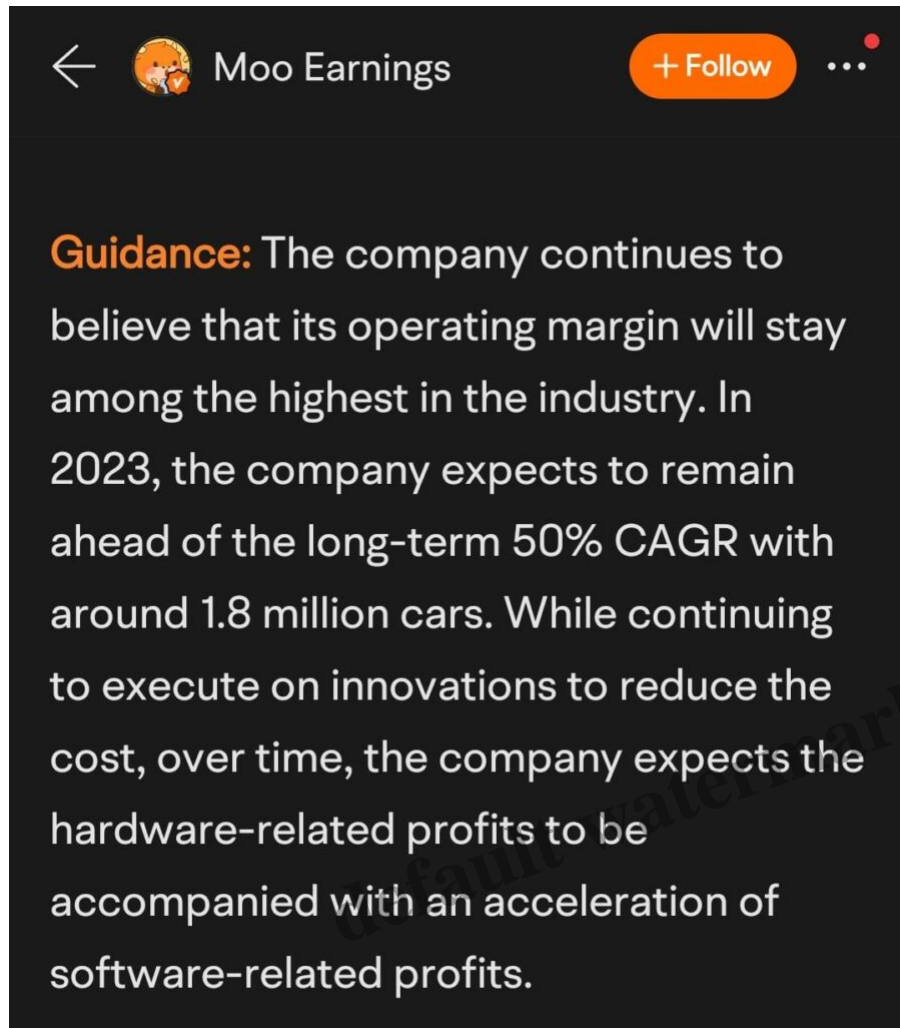
Interesting. If that happens, Tesla's valuations might change (potentially increase) as more value is unlocked out of this service.

### **Step 3: Check on guidance and future moves**

There's a quick summary provided by moomoo:

default watermark

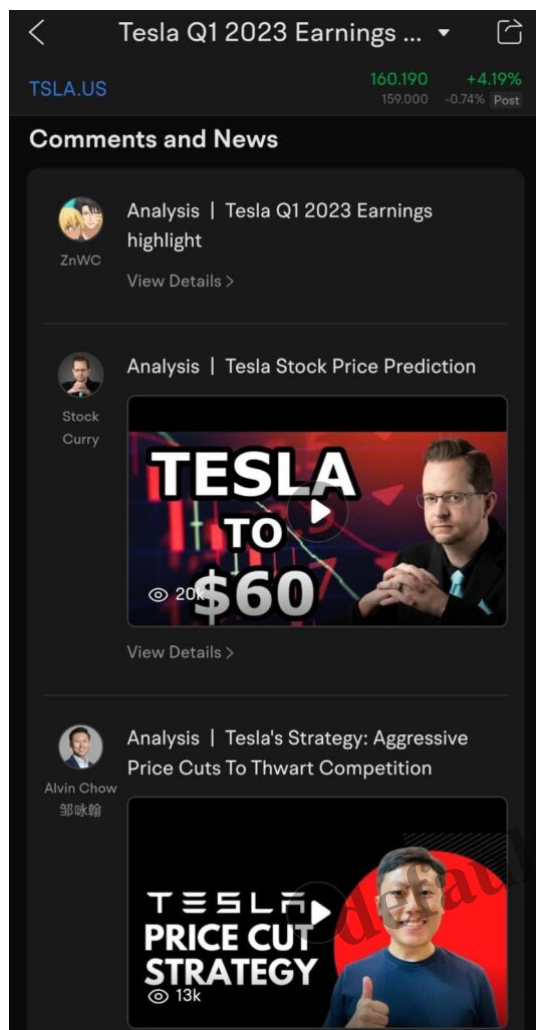




Source: [moomoo app](#)

#### **Step 4: Check on market sentiment**

The moomoo app is useful because you can read/watch what others have to say as well, or even scroll through the comment section to get a pulse on investor sentiment.



Source: [moomoo app](#)

The comments look overly optimistic to me (lots of “I have faith in Elon Musk” and “to the moon!”) so I just ignore them.

### Step 5: Decide on what action to take

I’m not a Tesla shareholder (but am open to accumulating when valuations are right), but based on the latest earnings, it still doesn’t give me faith to buy Tesla’s stocks at this point.

Although I tend not to take the comments on moomoo as the absolute truth on investor sentiment, it does make me feel that people are still overly optimistic about Tesla at this point, suggesting potentially overstretched valuations that might change in the near term, especially if Tesla’s profits continue to drop. There might be better opportunities in the near future, so I choose to sit this one out again once more.

## Conclusion

I hope the above helps you to see the power you can unlock on the moomoo app, especially now that

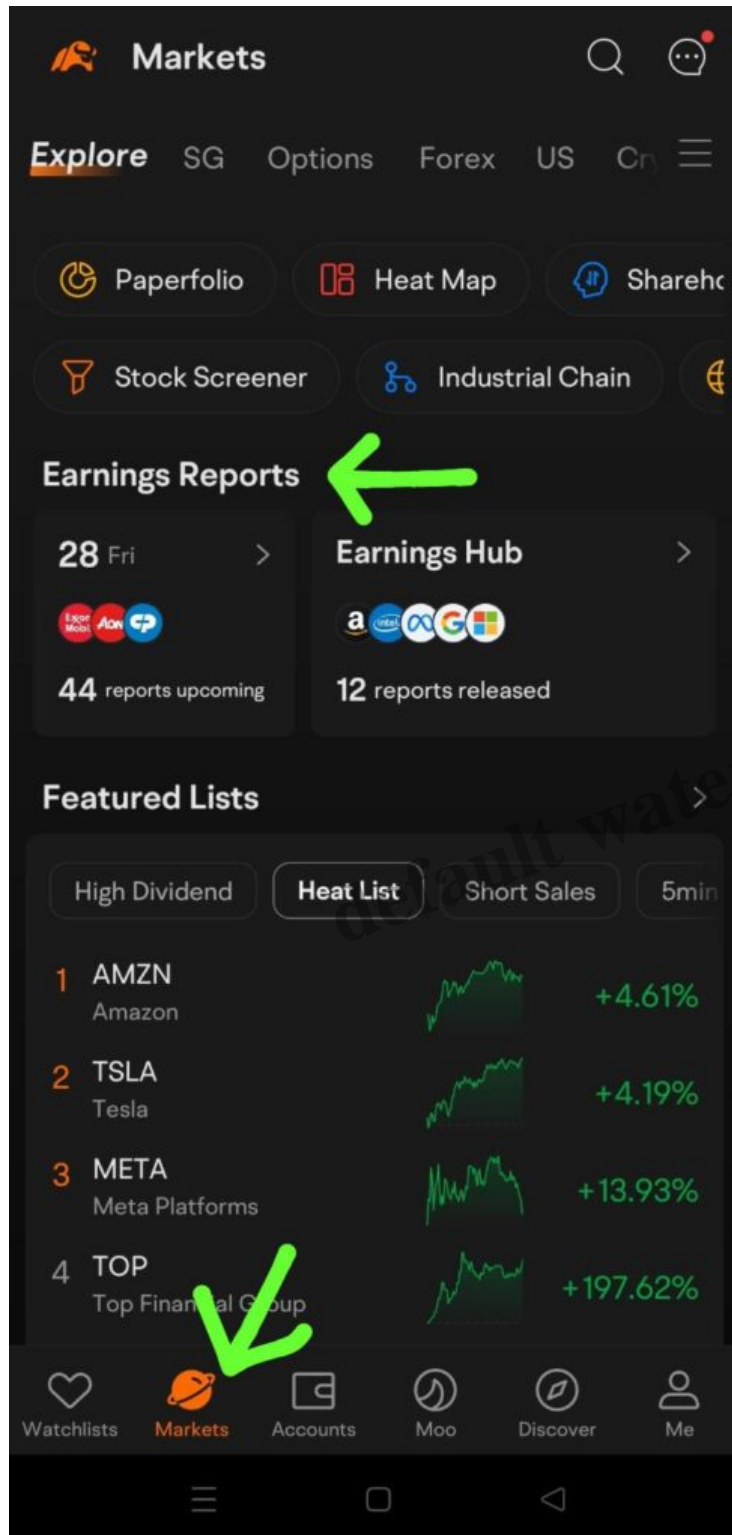


they've built up this incredible Earnings feature!

With new-age mobile **apps like [moomoo](#)** constantly building and improving their tools for users, gone are the days of us having to sit at our desktop to analyze and digest through endless pages of earnings reports.

I appreciate their latest enhancement on Earnings, as it has made it sooo much easier for me to conduct my analysis. You too, can use the tool to help you do this while travelling around, waiting in between your appointments, or even while you sit and play with your kids!

default watermark



Source: [moomoo app](#)

To access it, click on **Markets** and you'll find the **Earnings Report** tab in the middle, where you can:

- view a calendar of upcoming earnings announcement and add the ones that you're keen on to your own Calendar (Google, Outlook, etc)

- tap on **Earnings Hub** to view the latest quarter of earnings across the various companies, together with a summary

default watermark

←

Earnings Calendar

May 2023

Filter 

↑↓

Sun

Mon

Tue

Wed

Thu

Fri

Sat

7

8

9

10

11

12

13

Tue

9

ABNB

After Mkt

Airbnb

OXY

After Mkt

Occidental Petroleum

RIVN

After Mkt

Rivian Automotive

AFRM

After Mkt

Affirm Holdings

UPST

After Mkt

Upstart

Show All (294)

>

Wed

10

LI

Before Mkt

Li Auto

RBLX

Before Mkt

↑ Today

Page 20

Footer Tagline

Source: [moomoo app](#)

default watermark

<

Q1 2023 Earnings Hub ▾

🔗

Hot

All

Internet

Semiconductors


Consumer

Latest

Revenue

ROE

Net Income



Intel

04/28

Revenue

-36.00%


Net Income

-134.00%

Intel's Q1 results better than feared, but still posts largest quarterly loss

Beat Estimates

Neutral Outlook



Amazon

04/28


Revenue

+9.37%

Amazon's Q1 results beat, the company remains cautious about the macro environment

Beat Estimates

Neutral Outlook



Meta

04/27

Revenue

+3.00%


Net Income

+24.00%

Meta's ad business ended a three-quarter decline streak, fueling a revenue beat

Beat Estimates

FY23 Expense Guidance Down



Microsoft

04/26

Revenue

+7.08%

Net Income

+9.39%

Cloud business remains key growth driver in Q3, but at a slower pace

Beat Estimates

Optimistic Outlook

Source: [moomoo app](#)

I understand it can be difficult to keep up with every quarter worth of earnings (it is a problem that I struggle with as well), especially when you have multiple positions in your investment portfolio. One way is to prioritize and focus on those that are either more affected by current market conditions, or those that are bigger positions in your portfolio.

Say goodbye to hours spent trawling online websites during earnings season, and use your moomoo app instead.

P.S. Even existing moomoo users get perks! If you've already signed up with moomoo, don't miss out on their current rewards when you fund your account or add more to your current position(s).

[Start growing your wealth today with moomoo.](#)  
*Sponsored Message by moomoo*

default watermark



# EXCLUSIVELY for existing user

▼

Deposit/transfer **S\$3,000** fresh funds/stocks

**S\$20 Cash Coupon\***



Deposit/transfer **S\$10,000** fresh funds/stocks

**S\$50 Cash Coupon\***



Deposit/transfer **S\$50,000** fresh funds/stocks

**S\$130 Cash Coupon\***



\*T&Cs apply. The cash coupons will be sent to you in-app after 60 days.  
Investments involve risk. Please refer to our advertisement disclaimers at <https://www.moomoo.com.sg/support/topic5,510>.  
This advertisement has not been reviewed by the Monetary Authority of Singapore.

If you haven't already signed up with moomoo, [use my affiliate link to sign up here:](#)



**Up to S\$218\***  
**bonus for you from Moomoo SG**

Requirement	Reward
Deposit S\$100 and S\$2* daily for 10 days	Get up to S\$20* Cash Coupon
Subscribe S\$100 in Moomoo Cash Plus to	Get S\$10* Cash Coupon
Deposit S\$2,000 and perform 2 buy trades Tip: Cash Plus subscription is also considered!	Get 1 Free Coca-Cola Stock* (≈S\$80*)
Deposit S\$10,000 and perform 7 buy trades Tip: Cash Plus subscription is also considered!	Get S\$108* Cash Coupon

**≈S\$80\* Free Stock** (Coca-Cola)

\*The reward value will fluctuate based on market conditions.  
\*T&Cs apply. Rewards are stackable. Investments involve risk. Full details at [topic5\\_510](#). This advertisement has not been reviewed by the Monetary Authority of Singapore.

Disclaimer:

All views expressed in this article are my own independent opinion and the illustration of Tesla is neither a buy/sell recommendation.

Neither Moomoo Singapore or its affiliates shall be liable for the content of the information provided.

**All information provided is accurate as of 8 May 2023.**

This advertisement has not been reviewed by the Monetary Authority of Singapore.

## Category

1. Investing
2. Stocks